

DH API documentation for public supplier

Content

1	Documentation version history	2
2	Preface	4
3	Definitions and abbreviations	5
4	Environments.....	6
5	Digital certificates	8
6	Recommendation for API client.....	9
6.1	ASYNC	9
6.1.1	DataHub order processing retry policy	13
6.1.2	Order status flows.....	13
6.1.3	Recommendations.....	14
6.2	JSON request logic.....	14
7	DataHub Gateway API documentation	16
7.1	Order controller.....	16
7.1.1	POST/gateway/public-supplier/order/list	16
7.1.2	POST/gateway/public-supplier/order/data-hr-15min-obj-lvl	21
7.1.3	GET/gateway/public-supplier/order/{orderId}/count	26
7.1.4	GET /gateway/public-supplier/order/{orderId}/data-hr-15min-obj-lvl.....	29
7.1.5	POST/gateway/public-supplier/order/data-hr-15min-history-changes	34
7.1.6	GET/gateway/public-supplier/order/{orderId}/data-hr-15min-history-changes.....	37
7.1.7	POST /gateway/public-supplier/order/balance-data (<i>will be deployed in 04.16</i>).....	41
7.1.8	GET /gateway/public-supplier/order/{orderId}/balance-data (<i>will be deployed in 04.16</i>).....	44
7.1.9	POST /gateway/public-supplier/order/balance-by-generation-type (<i>will be deployed in 04.16</i>)	47
7.1.10	GET/gateway/public-supplier/order/{orderId}/balance-by-generation-type (<i>will be deployed in 04.16</i>).....	51

1 Documentation version history

The table below provides information on document version history:

Version	Date	Description
1.0.0	2023-12-06	Initial document version.
1.0.1	2024-02-14	<p>Added new methods:</p> <ul style="list-style-type: none">• POST/gateway/public-supplier/order/data-hr-15min-history-changes• GET/gateway/public-supplier/order/{orderId}/data-hr-15min-history-changes <p>In method POST/gateway/public-supplier/order/data-hr-15min-obj-lvl:</p> <ul style="list-style-type: none">• Added new attributes intervalData, intervalDataRecalculation, intervalDataDetailed in JSON request• Removed rule with error code 1005• Added new rules with error codes 2026, 2027, 2028 <p>In method GET /gateway/public-supplier/order/{orderId}/data-hr-15min-obj-lvl:</p> <ul style="list-style-type: none">• Added new attributes graphVersion, powerPlantObjectNumber, powerPlantType, usageType in JSON response
1.0.2	2024-03-01	<p>Added new methods:</p> <ul style="list-style-type: none">• POST/gateway/public-supplier/order/balance-data• GET/gateway/public-supplier/order/{orderId}/balance-data <p>In the method POST /gateway/public-supplier/order/list</p> <ul style="list-style-type: none">• added new orderType "balance-data"
1.0.3	2024-03-04	<p>Added new methods:</p> <ul style="list-style-type: none">• POST/gateway/public-supplier/order/balance-by-generation-type• GET/gateway/public-supplier/order/{orderId}/balance-by-generation-type <p>In the method POST /gateway/public-supplier/order/list</p> <ul style="list-style-type: none">• added new orderType "balance-by-generation-type"

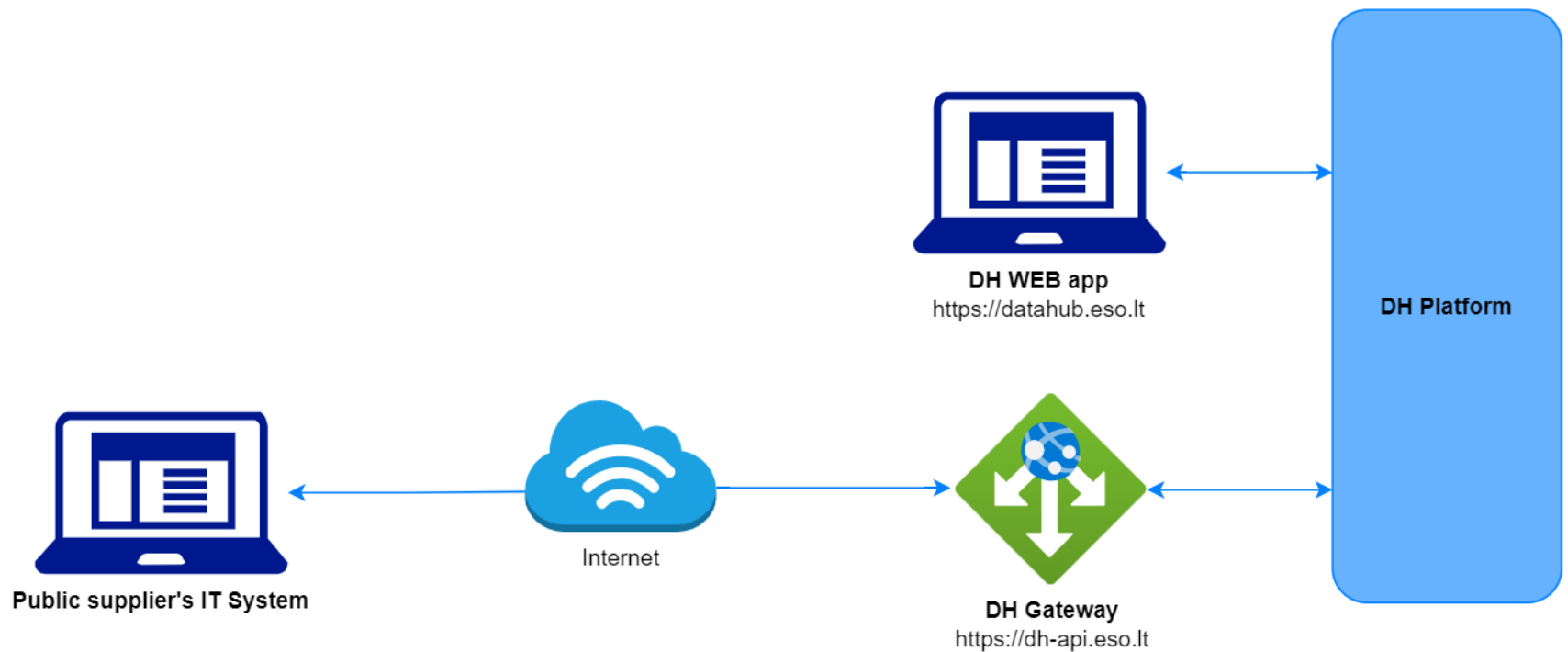
Note: Changes in table marked in white are already deployed, marked in green will be deployed in near future.

2 Preface

The Common Data Exchange Platform (hereinafter referred as DH Platform) Gateway is a component enabling public suppliers to directly access DH Platform from within their IT systems and thus helps perform their activities more efficiently.

DH Gateway provides open standards-based interfaces allowing public suppliers themselves (or with outside assistance) integrate their IT systems with DH Platform.

This document provides technical information on DH Gateway interfaces which is needed to integrate public suppliers' information systems with DH Platform.



3 Definitions and abbreviations

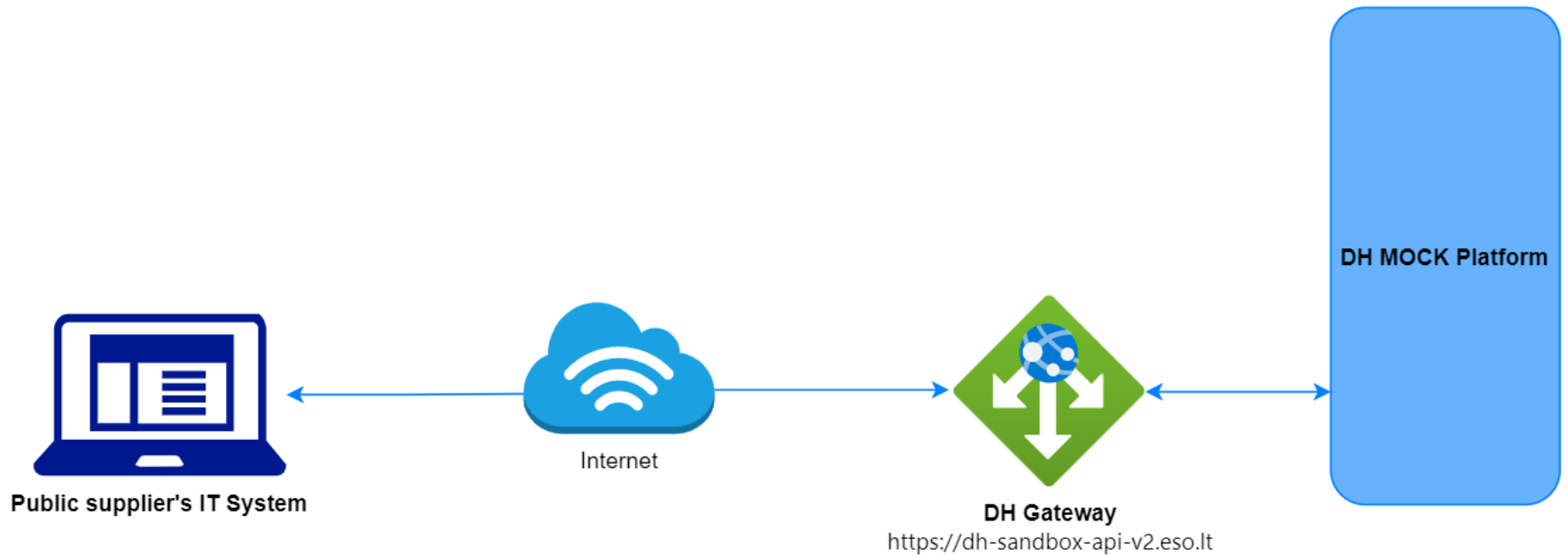
Definition / abbreviation	Description
DH Gateway	DH Platform component enabling public supplier's IT systems to directly access the platform and achieve a higher-level degree of process automation.
DH, DH Platform	The Common Data Exchange Platform.
DSO, ESO	Energy distribution system operator – AB „Energijos skirstymo operatorius“.
Object	A site where electricity consumption takes place.
DH WEB app	It is a web application that provides a graphical user interface (GUI) for working with the DataHub system.

4 Environments

There are two DH Gateway environments the public supplier might access:

- “Sandbox” environment
- Production environment

DH Sandbox environment made of Mock API Gateway with mock requests and responses (scenarios). There is no connection to database or any data source, all possible requests and answers are hard coded into mock API source code and has no data selection logic or rules. This data is real depersonalized data from DSO customers. Sandbox requests and responses scenarios will be provided in additional document, and it should be used just for preparation to integrate with DH production API environment or testing purposes.



DH Platform also has WEB interface, which is connected to DH Production Gateway. All environments are provided in the table:

Environment	Swagger Link	WEB Interface
Production	https://dh-api.eso.lt/swagger-ui.html	https://datahub.eso.lt/
Sandbox	https://dh-sandbox-api-v2.eso.lt/swagger-ui.html/	-

5 Digital certificates

In both the testing and production environments of the DH Gateway component, the identity of the public supplier is established using a TOKEN, which the public supplier's information system must provide each time the DH Gateway network service is called.

To get started:

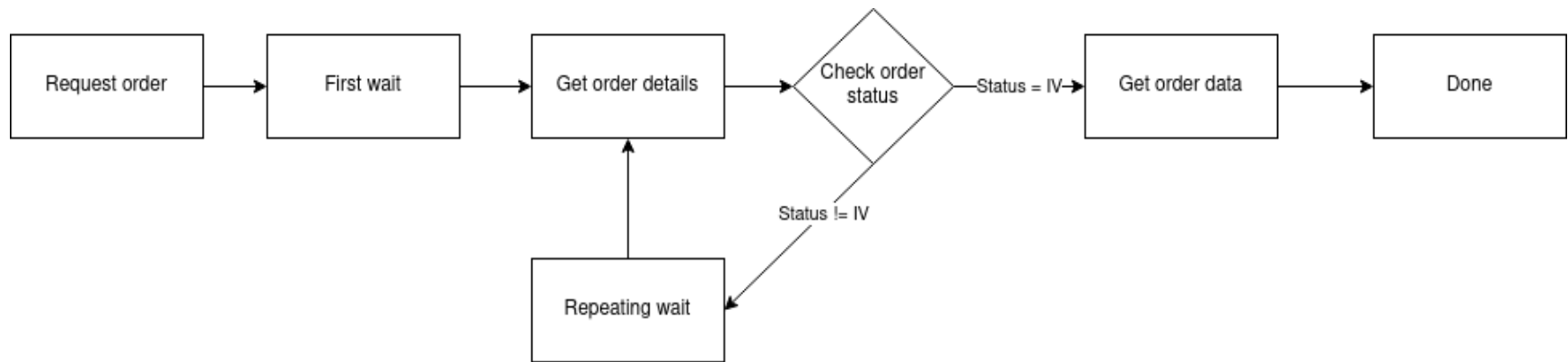
1. The DSO responsible person sends the JWT key (JSON Web Token) to be used with each request to the DH API.
2. To make requests to the DH Gateway API - the TOKEN submission in the case of curl takes place.

6 Recommendation for API client

6.1 ASYNC

Async pattern is mainly used for data orders: <https://dh-api.eso.lt/swagger-ui/index.html?urls.primaryName=public-supplier#/public-supplier-order-controller>

Client side should implement following process with steps:



Step descriptions

Step name	Description	Endpoint	Request example	Response example
Request order	Submit new data order. Request will return order id which will be used in other steps for getting order details and order data.	POST /gateway/public-supplier/order/ yyyyyyyyyy where yyyyyyyyyy is order type: <ul style="list-style-type: none"> data-hr-15min-obj-lvl 	POST /gateway/public-supplier/order/ data-hr-15min-obj-lvl Body: { "consumptionCategories": ["P+",], "dateFrom": "2023-11-01",	HTTP status 201 { "orderId": 10000001 }

			<pre>"dateTo": "2023-11-30", "interval": "HOUR", "objectNumbers": ["11111111", "22222222"] }</pre>	
First wait	<p>Wait for some period of time after order submission.</p> <p>This step is needed because after order request it takes some time to process it and there is no reason to try get status immediately after order submission.</p> <p>First wait duration depends on order type and parameters. If order collects more data, it can take minutes to prepare data.</p> <p>For duration recommendations look at Recommendations.</p>			
Get order details	<p>Request to get order details. This request is needed to get order latest status which is stored in field "latestStatus".</p> <p>Possible values for "latestStatus":</p> <ul style="list-style-type: none"> • P - Submitted order • V - Order in progress • IV - Order is finished and data are prepared. • K - Order has errors 	POST/gateway/public-supplier/order/list	<pre>POST /gateway/public-supplier/order/list { "orderId": 10000001 }</pre>	<p>HTTP status 200</p> <pre>[{ "orderId": 10000001, "orderType": "data-hr-15min-obj-IV", "submittedDate": "2023-12-07T08:49:29.117", "dateFrom": "2023-11-01", "dateTo": "2023-11-30", "orderParameters": "{\"consumptionCategories\": [\"P+\"], \"objectNumbers\": [\"11111111\"]}</pre>

				<pre> 11\", \"22222222\", \"interval\": \"HOUR\"}, \"latestStatus\": \"V\", \"statusDate\": \"2023-12-07T08:49:30.446\", \"expireDate\": \"null\", \"auto\": false, \"userName\": \"PUBLIC\" }] </pre>
Check order status	<p>Logic operation to check order "latestStatus" field value. If value equals to "IV" it means that order data is prepared. Otherwise order data is not ready algorithm should go to step "Repeating wait".</p>			
Repeating wait	<p>Wait for some period of time after order status check when status was not equal to "IV". This step is needed because repetitive status check without wait can do unneeded load to DH system.</p> <p>For duration recommendations look at Recommendations.</p>			

<p>Get order data</p>	<p>Get order data.</p> <p>Note: If order has too many data, then pagination should be used. Default and max page size is 10 000 records (usually it's objects).</p>	<p>GET/gateway/public-supplier/order/zzzzzzzz/yyyyyyyyyy?first=oooooo&count=ssssss</p> <p>where:</p> <ul style="list-style-type: none"> • zzzzzzzz is order Id • oooooo is offset position • ssssss is page size <p>yyyyyyyyyy is order type:</p> <ul style="list-style-type: none"> • data-hr-15min-obj-lvl 	<p>GET/gateway/public-supplier/order/10000001/ data-hr-15min-obj-lvl?first=0&count=10000</p>	<p>HTTP status 200 with order data in JSON format.</p> <p>If order content is empty get method will return HTTP status 400 with message.</p> <pre>{ "code": 2018, "text": "There is no data for the s elected search parameters, the res ponse is empty." }</pre>
-----------------------	---	--	--	---

6.1.1 DataHub order processing retry policy

If any issues appear during order data processing stage the process stops, and order gets status K. DH uses retry policy for all orders with status K.

- Retries order process after 5 minutes.
- Retries order process 300 times.
- For failed orders retry policy will be working in total 25 hours (5 min * 300).
- Retry policy will stop work after 25 hours and order will be left with status K.

This is needed because issues can appear in data preparation stage of couple reasons:

- DH technical problem - for example one of DH integrations was down or contract was changed, data integrity violations and etc.
- Incompatible business logic - for example order got into not defined use case and use case should be adopted to order.

In most cases order processing retry will solve problem. But there are cases like "Incompatible business logic" when additional human interaction is needed to finish order job. We are tracking such an order and fixing them, but fixing might take some hours or even days. So, some orders might not be completed and left in status K.

6.1.2 Order status flows

There are three possible order status flows:

Flow	Description
P → V → IV	This is normal status flow.
P → V → K → IV	This is flow when issues appear during data preparation, but later problem was fixed.
P → V → K	This is flow when issues appear during data preparation and problem was not fixed during DH retry policy time.

Order execution duration depends on multiply factors:

- Order type - different order types use different integration services some of them are faster some of them are slower.
- Order parameters - order parameters describe how much data will be generated. Bigger order periods and bigger object quantity will be generated longer.
- Order quantity in queue. If public supplier creates too many orders, they will be generated parallely and will take more time to finish them all.
- Failures - Errors during order data preparation will trigger retry policy so order generation will take more time as usually. Sometimes it will be not generated at all.

6.1.3 Recommendations

1. For better performance "Request order" can be implemented as separate process which is able to create multiple orders.
2. For better performance "Get order details" can be implemented as separate process which is able to get details of multiple orders.
3. For better performance "Get order data" can be implemented as separate process which is able to get order data of multiple orders.
4. For better performance process parallelization could be used but with max 3 threads.
5. Any HTTP request which returns 5xx status can be retried.
6. Any HTTP request which returns 4xx status should stop process because where are business error and manual handling should be used. Except for the step "Get order data" and error "code": 2018, "text": "There is no data for the selected search parameters, the response is empty." It means that order data preparation is finished, and order is empty.
7. Step "Request order" and other steps should have separate retries. Get order data on failure should not trigger Request order one more time.
8. It's up to client to decide how long the "First wait" duration can be but it shouldn't be less than 1 second.
9. It's up to client to decide how long the "Repeating wait" duration can be but it shouldn't be less than 1 second.
10. Use fixed number of times for status check. After 25 hours DH order retry policy will stop working and order will be left in status K. So, it reasonable to have number of times equal $((25 \text{ hours}) / (\text{"Repeating wait"} \text{ duration in hours}))$.
11. Do not recreate orders when orders got status K. DH retry policy will try to generate it later or DH team member interaction is needed to finish order. Client-side solutions will not help to solve status K.

6.2 JSON request logic

JSON field usage in requests by type:

Type	Example	Is value provided	Request result
Integer	orderId: null	No	All orders.
Integer	orderId: 4587125	Yes	Order with ID 4587125.
DateTime	submittedDateFrom: null	No	All orders.
DateTime	submittedDateFrom: ""	Yes	Framework validation error because provided value is not matching date format.
DateTime	submittedDateFrom: "2023-01-01"	Yes	All orders with were submitted date greater than 2023-01-01.
List	latestStatuses: null	No	All orders with all statuses.

Type	Example	Is value provided	Request result
List	latestStatuses: []	Yes	Empty list because provided latestStatuses list is not matching any latest status.
List	latestStatuses: [""] or latestStatuses: ["" , ""]	Yes	Framework validation error because provided value is not matching statuses.
List	latestStatuses: [null] or latestStatuses: [null, null]	Yes	Empty list because provided latestStatuses list is not matching any latest status.
List	latestStatuses: ["IV"] or latestStatuses: ["IV", "V"]	Yes	Orders with statuses IV or V.
Boolean	auto: null	No	All orders because criteria were not given.
Boolean	auto: ""	No	Validation error because invalid Boolean value was given.
Boolean	auto: "NOT BOOLEAN"	No	Validation error because invalid Boolean value was given.
Boolean	auto: "false"	Yes	Orders which were ordered not automatically.

If field value is not provided, then field criteria shouldn't be added to query and all lists should be returned.

7 DataHub Gateway API documentation

7.1 Order controller

7.1.1 POST/gateway/public-supplier/order/list

URL	POST/gateway/public-supplier/order/list?first={integer}&count={integer}&sortKey={string}&sortOrder={ASC/DSC}
Description	Method will return list of the orders.
Parameter	<p>URL parameters:</p> <ul style="list-style-type: none">• first - the index of the report line, which must be the first in the return list (starting from 0). Optional. The default value is 0.• count - the number of order's rows in the return list. Optional. The default value is 30. If no count value is given, the default value count will be 30.• sort – ASC, DSC sorting:<ul style="list-style-type: none">• By default, the orders list must be sorted by the orderId.
Header	After decrypting the public supplier authentication key, the public supplier ID is used to select the data.
JSON request	<pre>{ "orderId": "integer", "orderTypes": ["string"], "submittedDateFrom": "dateTime", "submittedDateTo": "dateTime", "dateFrom": "date", "dateTo": "date", "latestStatuses": ["string"], "auto": "boolean", "userNameSearch": "string", "orderParametersSearch": "string" }</pre>

HTTP Response code	HTTP status code	Reason	Description
	200	OK	Request completed successfully.
	204	No Content	No data found according to the given parameters.
	400	Bad Request	Request error. The HTTP response body provides a list of errors in JSON format.
	401	Unauthorized	An attempt was made to connect to a non-public method that requires authentication, but no user credentials were provided.
	403	Forbidden	According to the access control policy, the current user does not have access to perform the requested action.
	404	Not Found	Either there is no API method associated with the request URL path, or the request contains one or more parameters that did not return the data.
JSON Response	<pre>[{ "orderId": "integer", "orderType": "string", "submittedDate": "datetime", "dateFrom": "date", "dateTo": "date", "orderParameters": "string", "latestStatus": "string", "statusDate": "datetime", "expireDate": "datetime", "auto": "boolean", "userName": "string" }]</pre>		
JSON error response	<pre>{ "errorMessages": [{ "code": "integer", "text": "string" }] }</pre>		

						<pre> }] } </pre>
Rules	No.	Rule description	Error code	Error message	Attributes	
	1.	If an attribute has defined possible values, the value index can be specified by specifying the value of the attribute in the request. Indices of all possible values start from 0.	-	-	All attributes with specified values.	
	2.	The date from cannot be later than the date to but can be equal.	1002	Date from cannot be later than date to.	dateFrom, dateTo, submittedDateFrom, submittedDateTo	
	3.	Submitted date cannot be later than the current date but can be equal.	1010	Submitted date cannot be later than the current date.	SubmittedDateFrom, SubmittedDateTo	

7.1.1.1 JSON Request structure

The table below describes the structure of the JSON request:

No.	Attribute	Type	Obligation	Description
1.	orderId	integer	not required	The report ordering primary surrogate key.
2.	orderTypes	string	not required	The short name of the order type. Possible meanings: <ul style="list-style-type: none"> • data-hr-15min-obj-lvl - Automated quantities at the object level; • data-hr-15min-history-changes - Net billing accounting scheme changes of interval data; • balance-data - Balance data report; • balance-by-generation-type – Balance by generation type report.

3.	submittedDateFrom	datetime	not required	Order's submission date from.
4.	submittedDateTo	datetime	not required	Order's submission date to.
5.	dateFrom	date	not required	The beginning of the reporting period: <ul style="list-style-type: none"> The format: YYYY-MM-DD.
6.	dateTo	date	not required	The end of the reporting period: <ul style="list-style-type: none"> The format: YYYY-MM-DD.
7.	latestStatuses	[string]	not required	The status of the order. Possible meanings: <ul style="list-style-type: none"> IV – Completed. V – In progress. P – Submitted. K – Error. More than one type can be submitted.
8.	auto	boolean	not required	Indication that the order was ordered automatically.
9.	userNameSearch	string (240)	not required	The user who ordered the order.
10.	orderParametersSearch	string	not required	The order parameters.

7.1.1.2 JSON Response structure

The table below describes the structure of the JSON response:

No.	Attribute	Type	Obligation	Description
1.	orderId	integer	required	The report ordering primary surrogate key.

2.	orderType	string (100)	required	<p>The short name of the order type. Possible meanings:</p> <ul style="list-style-type: none"> • data-hr-15min-obj-lvl - Automated quantities at the object level; • data-hr-15min-history-changes - Net billing accounting scheme changes of interval data; • balance-data - Balance data report; • balance-by-generation-type – Balance by generation type report.
3.	submittedDate	Datetime	required	The date of the order submission.
4.	dateFrom	Date	required	<p>The beginning of the reporting period:</p> <ul style="list-style-type: none"> • The format: YYYY-MM-DD.
5.	dateTo	Date	required	<p>The end of the reporting period:</p> <ul style="list-style-type: none"> • The format: YYYY-MM-DD.
6.	orderParameters	string (4000)	required	The search parameters by which the data in the ordered order was filtered.
7.	latestStatus	string (20)	required	The current status of the order.
8.	statusDate	dateTime	required	The latest status date.
9.	expireDate	dateTime	required	<p>Date of validity of the order.</p> <ul style="list-style-type: none"> • The ordered report with status = Completed by default, is available only for 24 hours.
10.	auto	boolean	required	Indication that the report order was ordered automatically.
11.	userName	string (240)	required	The user who ordered the order.

7.1.1.3 Error Response Structure

The following table describes the JSON structure in the event of a response error:

No.	Attribute	Type	Obligation	Description
1.	code	integer	required	Error code.
2.	text	string (4000)	required	Error message.

7.1.2 POST/gateway/public-supplier/order/data-hr-15min-obj-lvl

URL	POST/gateway/public-supplier/order/data-hr-15min-obj-lvl
Description	The method is designed for ordering data for “Automated quantities at the object level”. Using this method public supplier can only order the data of objects in public supply.
Parameter	URL parameters: The JSON data is contained in the HTTP request (BODY) (<i>see JSON structure, below</i>).
Header	After decrypting the public supplier authentication key, the public supplier ID is used to select the data.
JSON request	<pre>{ "dateFrom": "date", "dateTo": "date", "consumptionCategories": ["string", "string"], "objectNumbers": ["string", "string"], }</pre>

	<pre>"interval": "string", "netBilling": { "intervalData": "boolean", "intervalDataRecalculation": "boolean", "intervalDataDetailed": "boolean" } }</pre>				
HTTP Response code	HTTP status code	Reason	Description		
	201	Created	Request completed successfully.		
	400	Bad Request	Request error. The HTTP response body provides a list of errors in JSON format.		
	401	Unauthorized	An attempt was made to connect to a non-public method that requires authentication, but no user credentials were provided.		
	403	Forbidden	According to the access control policy, the current user does not have access to perform the requested action.		
	404	Not Found	Either there is no API method associated with the request URL path, or the request contains one or more parameters that did not return the data.		
JSON response	<pre>{ "orderId": "integer" }</pre>				
JSON error response	<pre>{ "errorMessages": [{ "code": "integer", "text": "string" }] }</pre>				
Rules	No.	Rule description	Error code	Error message	Attributes

1.	If an attribute has defined possible values, the value index can be specified by specifying the value of the attribute in the request. Indices of all possible values start from 0.	-	-	All attributes with specified values.
2.	The date from cannot be later than the date to but can be equal.	1002	Date from cannot be later than date to.	dateFrom, dateTo
3.	The date from and date to cannot be later than the current date but can be equal.	1008	Date from and date to cannot be later than the current date.	dateFrom
4.	Object meter must be automated.	2007	The submitted object number: [objectNumber (if there is more than one object, objects must be separated by the semicolon)] , was not found or the meter of object is not automated.	objectNumbers
5.	Data cannot be older than 36 months old.	2012	Date from cannot be older than 36 months old.	dateFrom
6.	Report can be ordered maximum for 12 months.	2013	The report can only be ordered for 12 months or less.	dateFrom, dateTo
7.	A maximum of 500 objects can be submitted in a report order.	2021	A maximum of 500 objects can be submitted in a report order.	objectNumbers
8.	If objectNumbers [null], then the report can be ordered for a maximum of 1 month period.	2023	The report without specifying the objects can only be ordered for 1 month or less.	objectNumbers, dateFrom, dateTo
9.	Parameters below can only be specified, if netBilling intervalData=TRUE: <ul style="list-style-type: none"> intervalDataRecalculation intervalDataDetailed <p>Note:</p>	2026	Recalculation of generation and consumption and an option to choose the type of power plant data view is only possible if the order is submitted for the object, which has "Net billing" accounting scheme.	netBilling, intervalData, intervalDataRecalculation, intervalDataDetailed

		Without specifying the latter parameters, i.e. specifying NULL will treat them as FALSE.			
	10.	If netBilling intervalDataRecalculation=TRUE, then recalculation can be initiated only for past periods.	2027	Recalculation of generation and consumption for object which has "Net billing" accounting scheme can be only initiated for past periods.	netBilling, intervalDataRecalculation, dateFrom, dateTo
	11.	The meaning of the [ObjectNumber] cannot be repeated.	2028	The object: [objectNumber (if there is more than one object, objects must be separated by the semicolon)] is repeating.	objectNumber

7.1.2.1 JSON Request structure

The table below describes the structure of the JSON request:

No.	Attribute	Type	Obligation	Description
1.	dateFrom	date	required	The beginning of the reporting period: <ul style="list-style-type: none"> The format: YYYY-MM-DD.
2.	dateTo	date	required	The end of the reporting period: <ul style="list-style-type: none"> The format: YYYY-MM-DD.
3.	consumptionCategory	[string (20)]	required	The consumption category. Possible meanings: <ul style="list-style-type: none"> P+ (active P+ electricity). P- (active P- electricity). Q+ (reactive Q+ electricity). Q- (reactive Q+ electricity).
4.	objectNumbers	[string]	required	Object numbers.
5.	interval	string	required	Consumption interval. Possible meanings:

				<ul style="list-style-type: none"> • HOUR • QUARTER
6.	netBilling: {}			
6.1	intervalData	boolean	not required	<p>Indication that the object is in "Net billing" accounting scheme. Possible meanings:</p> <ul style="list-style-type: none"> • TRUE • FALSE • NULL <p>Default value is NULL. NULL is treated as False.</p>
6.2	intervalDataRecalculation	boolean	not required	<p>Indication for the recalculation of objects in the "Net billing" accounting scheme. Possible meanings:</p> <ul style="list-style-type: none"> • TRUE • FALSE • NULL <p>Default value is NULL. NULL is treated as False.</p>
6.3	intervalDataDetailed	boolean	not required	<p>Indication of whether object in "Net billing" accounting scheme detailed information should be retrieved. Possible meanings:</p> <ul style="list-style-type: none"> • TRUE – a detailed view will be returned (the consumption object and all its power plant objects); • FALSE – a aggregated view will be returned (the consumption object without power plant objects); • NULL. <p>Default value is NULL. NULL is treated as False.</p>

7.1.2.2 JSON Response structure

The table below describes the structure of the JSON response:

No.	Attribute	Type	Obligation	Description
1.	orderId	integer	required	The report ordering primary surrogate key.

7.1.2.3 Error Response Structure

The following table describes the JSON structure in the event of a response error:

No.	Attribute	Type	Obligation	Description
1.	code	integer	required	Error code.
2.	text	string (4000)	required	Error message.

7.1.3 GET/gateway/public-supplier/order/{orderId}/count

URL	GET/gateway/public-supplier/order/{orderId}/count
Description	Method which will return count (number), how many items public supplier will get in ordered report (reports could have more than 1 item, so it is List). It should be used when public supplier needs to split data in few portions. This response should be used in reports' GET methods request, where public supplier can provide method parameters information.
Parameters	URL parameters: <ul style="list-style-type: none">• orderId – order identification number. Required.
Header	After decrypting the public supplier authentication key, the public supplier ID is used to select the data.

JSON request	GET request does not have the BODY part.				
Response	HTTP status code	Reason	Description		
	200	OK	Request completed successfully.		
	204	No content	No data found according to the given parameters.		
	400	Bad Request	Request error. The HTTP response body provides a list of errors in JSON format.		
	401	Unauthorized	An attempt was made to connect to a non-public method that requires authentication, but no user credentials were provided.		
	403	Forbidden	According to the access control policy, the current user does not have access to perform the requested action.		
	404	Not Found	Either there is no API method associated with the request URL path, or the request contains one or more parameters that did not return the data.		
JSON Response	<pre>{ "count": "integer" }</pre>				
JSON error response	<pre>{ "errorMessages": [{ "code": "integer", "text": "string" }] }</pre>				
Rules	No.	Rule description	Error code	Error message	Attributes
	1.	Counts report list items and return SUM of all report lines.	-	-	-

	2.	The order status must be Completed .	2010	Invalid report order status.	orderId
	3.	Report order doesn't exist in the system.	2016	According to the submitted order number: [orderId] , the order does not exist.	orderId
	4.	Invalid method selected for report data or incorrect parameter.	2017	Invalid method selected or parameter specified incorrectly. According to the submitted order number: [orderId] report type is: [orderType] .	orderId, orderType
	5.	No data found based on the search parameters submitted in the POST method.	2018	There is no data for the selected search parameters, the response is empty.	orderId

7.1.3.1 JSON Request structure

The table below describes the structure of the JSON request:

No.	Attribute	Type	Obligation	Description

7.1.3.2 JSON Response structure

The table below describes the structure of the JSON response:

No.	Attribute	Type	Obligation	Description
1.	count	integer	required	Number of rows, objects, accounts, depending on the selected report.

7.1.3.3 Error Response Structure

The following table describes the JSON structure in the event of a response error:

No.	Attribute	Type	Obligation	Description
1.	code	integer	required	Error code.
2.	text	string (4000)	required	Error message.

7.1.4 GET /gateway/public-supplier/order/{orderId}/data-hr-15min-obj-lvl

URL	GET /gateway/public-supplier/order/{orderId}/data-hr-15min-obj-lvl?first={integer}&count={integer}		
Description	The method for receive the order report "Automated quantities at the object level".		
Parameter	URL parameters: <ul style="list-style-type: none"> • orderId – order identification number. • first - the index of the object, which must be the first in the return list (starting from 0). Optional. The default value is 0. • count - the number of objects in the return list. Optional. The default value is 10000. If no count value is given, the default value count will be 10000. 		
Header	After decrypting the public supplier authentication key, the public supplier ID is used to select the data.		
JSON request			
HTTP Response code	HTTP status code	Reason	Description
	200	OK	Request completed successfully.
	204	No content	No data found according to the given parameters.

	400	Bad Request	Request error. The HTTP response body provides a list of errors in JSON format.
	401	Unauthorized	An attempt was made to connect to a non-public method that requires authentication, but no user credentials were provided.
	403	Forbidden	According to the access control policy, the current user does not have access to perform the requested action.
	404	Not Found	Either there is no API method associated with the request URL path, or the request contains one or more parameters that did not return the data.

JSON response	<pre> { "personCode": "string", "personName": "string", "personSurname": "string", "objectId": "integer", "objectNumber": "string", "graphVersion": "dateTime", "consumptionCategories": [{ "consumptionCategory": "string", "powerPlantObjectNumber": "string", "powerPlantType": "string", "consumptions": [{ "consumptionTime": "datetime", "amount": "number", "valueType": "string", "usageType": "string" }] }] } </pre>		
----------------------	--	--	--

JSON error response	<pre> { "errorMessages": [{ "code": "integer", </pre>		
----------------------------	--	--	--

	<pre> "text": "string" }] }</pre>				
Rules	No.	Rule description	Error code	Error message	Attributes
	1.	The order status must be Completed.	2010	Invalid report order status.	orderId
	2.	According to the submitted order number: [orderId] , the order does not exist.	2016	Report order doesn't exist in the system.	orderId
	3.	Invalid method selected or parameter specified incorrectly. According to the submitted order number: [orderId] report type is: [orderType] .	2017	Invalid method selected for report data or incorrect parameter.	orderId, orderType
	4.	No data found based on the search parameters submitted in the POST method.	2018	There is no data for the selected search parameters, the response is empty.	orderId
	5.	The number of objects in the return list must be less than or equal to 10000.	2022	The number of objects in the return list must be less than or equal to [10000] .	count

7.1.4.1 JSON Request structure

The table below describes the structure of the JSON request:

No.	Attribute	Type	Obligation	Description

7.1.4.2 JSON Response structure

The table below describes the structure of the JSON response:

No.	Attribute	Type	Obligation	Description
1.	personCode	string (20)	required	Person / company code.
2.	personName	dtring (200)	required	Person / company name.
3.	personSurname	string (50)	required	Person surname.
4.	objectBslId	integer	required	Object Id.
5.	objectNumber	string (20)	required	Object number.
6.	graphVersion	DateTime	not required	Calculated version of the "Net billing" accounting scheme graph. Note: Filled in if attributes were selected when ordering the report: intervalData: true .
7.	consumptionCategories: []			
7.1	consumptionCategory	string (2)	required	Consumption category. Possible meanings: <ul style="list-style-type: none"> • P+ (active P+ electricity); • P- (active P- electricity); • Q+ (reactive Q+ electricity); • Q- (reactive Q+ electricity).
7.2	powerPlantObjectNumber	String(20)	not required	Power plant object number, which has "Net billing" accounting scheme. Note: Filled in if attributes were selected when ordering the report: intervalData: true AND intervalDataDetailed: true .

7.3	powerPlantType	String	not required	<p>Type of the power plant. Possible meanings:</p> <ul style="list-style-type: none"> • A – Waste; • B – Biomass; • H – Hydroelectric; • K – Other; • S – Solar; • T – TEC; • V – Wind. <p>Note:</p> <p>Filled in if attributes were selected when ordering the report: intervalData: true AND intervalDataDetailed: true.</p>
8.	consumptions: []			
8.1	consumptionTime	datetime with timeZone	required	Consumption time.
8.2	amount	number	required	Consumption amount in kWh/kVArh.
8.3	valueType	string (3)	required	<p>Consumption value type. Possible meanings:</p> <ul style="list-style-type: none"> • EST – estimated. • VAL – validated.
8.4	usageType	string(1)	not required	<p>Reading usage type (only for object, which has "Net billing" accounting scheme). Possible field values are:</p> <ul style="list-style-type: none"> • B – Billing; • D – Daily <p>Note:</p> <p>Filled in if attributes were selected when ordering the report: intervalData: true.</p>

7.1.4.3 Error Response Structure

The following table describes the JSON structure in the event of a response error:

No.	Attribute	Type	Obligation	Description
1.	code	integer	required	Error code.
2.	text	string (4000)	required	Error message.

7.1.5 POST/gateway/public-supplier/order/data-hr-15min-history-changes

URL	POST/gateway/public-supplier/order/data-hr-15min-history-changes			
Description	The method is intended for ordering "Net billing accounting scheme changes of interval data" report.			
Parameter	URL parameters: The JSON data is contained in the HTTP request (BODY) (<i>see JSON structure, below</i>).			
Header	After decrypting the public supplier authentication key, the public supplier ID is used to select the data.			
JSON request	<pre>{ "dateFrom": "date", "dateTo": "date", "objectNumbers": ["string"] }</pre>			
HTTP Response code	HTTP status code	Reason	Description	
	201	Created	Request completed successfully.	

	400	Bad Request	Request error. The HTTP response body provides a list of errors in JSON format.		
	401	Unauthorized	An attempt was made to connect to a non-public method that requires authentication, but no user credentials were provided.		
	403	Forbidden	According to the access control policy, the current user does not have access to perform the requested action.		
	404	Not Found	Either there is no API method associated with the request URL path, or the request contains one or more parameters that did not return the data.		
JSON response	<pre>{ "orderId": "integer" }</pre>				
JSON error response	<pre>{ "errorMessages": [{ "code": "integer", "text": "string" }] }</pre>				
Rules	No.	Rule description	Error code	Error message	Attributes
	1.	The date from cannot be later than the date to but can be equal.	1002	Date from cannot be later than date to.	dateFrom, dateTo
	2.	The involved party will be identified by the authentication key.	1003	The involved party cannot be found in the system or involved party is not active.	-
	3.	The date from and date to cannot be later than the current date but can be equal.	1008	The date from and date to cannot be later than the current date.	dateFrom
	4.	Object meter must be automated.	2007	The submitted object number: [objectNumber (if there is more than one object, objects must	objectNumber

				be separated by the semicolon)], was not found or the meter of object is not automated.	
	5.	Date cannot be older than 36 months old.	2012	Date from cannot be older than 36 months old.	dateFrom
	6.	Report can be ordered maximum for 12 months.	2013	The report can only be ordered for 12 months or less.	dateFrom, dateTo
	7.	A maximum of [configured parameter] objects can be submitted in a report order.	2021	A maximum of {500} objects can be specified.	objectNumbers
	8.	The meaning of the [ObjectNumber] notification cannot be repeated.	2028	The object: [objectNumber (if there is more than one object, objects must be separated by the semicolon)] is repeating.	objectNumbers

7.1.5.1 JSON Request structure

The table below describes the structure of the JSON request:

No.	Attribute	Type	Obligation	Description
1.	dateFrom	date	required	The date from which we want to obtain information on possible recalculations of the objects. <ul style="list-style-type: none"> The format: YYYY-MM-DD.
2.	dateTo	date	required	The date to which we want to obtain information on possible recalculations of the objects. <ul style="list-style-type: none"> The format: YYYY-MM-DD.
3.	objectNumbers	["string"]	not required	Objects for which we want to check if there are possible recalculations.

7.1.5.2 JSON Response structure

The table below describes the structure of the JSON response:

No.	Attribute	Type	Obligation	Description
1.	orderId	integer	required	The report ordering primary surrogate key.

7.1.5.3 Error Response Structure

The following table describes the JSON structure in the event of a response error:

No.	Attribute	Type	Obligation	Description
1.	code	integer	required	Error code.
2.	text	string (4000)	required	Error message.

7.1.6 GET/gateway/public-supplier/order/{orderId}/data-hr-15min-history-changes

URL	GET/gateway/public-supplier/order/{orderId}/data-hr-15min-history-changes
Description	The method is designed to obtain "Net billing accounting scheme changes of interval data" report.
Parameters	URL parameters: <ul style="list-style-type: none">• orderId – order identification number.• first - the index of the object, which must be the first in the return list (starting from 0). Optional. The default value is 0.• count - the number of objects in the return list. Optional. The default value is 10000. If no count value is given, the default value count will be 10000.
Header	After decrypting the public supplier authentication key, the public supplier ID is used to select the data.

JSON request			
Response HTTP code	HTTP status code	Reason	Description
	200	OK	Request completed successfully.
	400	Bad Request	Request error. The HTTP response body provides a list of errors in JSON format. (<i>Error response of the JSON structure below</i>).
	401	Unauthorized	An attempt was made to connect to a non-public method that requires authentication, but no user credentials were provided.
	403	Forbidden	According to the access control policy, the current user does not have access to perform the requested action.
	404	Not Found	Either there is no API method associated with the request URL path, or the request contains one or more parameters that did not return the data.
JSON response	<pre>[{ "personCode": "string", "personName": "string", "personSurname": "string", "objectNumber": "string", "periodsWithChanges": [{ "billingPeriod": "date", "reasons": ["string", "string"] }] }]</pre>		

JSON error response	<pre> { "errorMessages": [{ "code": "integer", "text": "string" }] } </pre>				
Rules	No.	Rule description	Error code	Error message	Attributes
	1.	The order status must be Completed .	2010	Invalid report order status.	orderId
	2.	Report order doesn't exist in the system.	2016	According to the submitted order number: [orderId] , the order does not exist.	orderId
	3.	Invalid method selected for report data or incorrect parameter.	2017	Invalid method selected or parameter specified incorrectly. According to the submitted order number: [orderId] report type is: [orderType] .	orderId, orderType
	4.	No data found based on the search parameters submitted in the POST method.	2018	There is no data for the selected search parameters, the response is empty.	orderId
	5.	The number of objects in the return list must be less than or equal to 10000.	2022	The number of objects in the return list must be less than or equal to [10000] .	count

7.1.6.1 JSON Request structure

The table below describes the structure of the JSON request:

No.	Attribute	Type	Obligation	Description

7.1.6.2 JSON Response structure

The table below describes the structure of the JSON response:

No.	Attribute	Type	Obligation	Description
1.	personCode	string	required	Person / company code.
2.	personName	string	required	Person name / company name.
3.	personSurname	string	not required	Person surname.
4.	objectNumber	string (20)	required	Object number.
5.	periodWithChanges			
5.1	billingPeriod	date	required	Accounting period which has possible recalculations for consumption object. <ul style="list-style-type: none">The format: YYYY-MM

5.2	reasons	["string"]	required	Reasons for change: <ul style="list-style-type: none"> • GENERATION_CHANGE • OWNER_CHANGE • SUPPLIER_CHANGE
-----	---------	------------	----------	--

7.1.6.3 Error Response Structure

The following table describes the JSON structure in the event of a response error:

No.	Attribute	Type	Obligation	Description
1.	code	integer	required	Error code.
2.	text	string (4000)	required	Error message.

7.1.7 POST /gateway/public-supplier/order/balance-data (*will be deployed in 04.16*)

URL	POST /gateway/public-supplier/order/balance-data
Description	The method is intended for ordering balance data report.
Parameter	<p>URL parameters:</p> <p>The JSON data is contained in the HTTP request (BODY) (<i>see JSON structure, below</i>).</p>
Header	After decrypting the public supplier authentication key, the public supplier ID is used to select the data.
JSON request	<pre>{ "dateFrom": "date", "dateTo": "date", "interval": "string" }</pre>

HTTP Response code	HTTP status code	Reason	Description		
	201	Created	Request is completed successfully.		
	400	Bad Request	Request error. The HTTP response body provides a list of errors in JSON format.		
	401	Unauthorized	An attempt was made to connect to a non-public method that requires authentication, but no user credentials were provided.		
	403	Forbidden	According to the access control policy, the current user does not have access to perform the requested action.		
	404	Not Found	Either there is no API method associated with the request URL path, or the request contains one or more parameters that did not return the data.		
JSON response	<pre>{ "orderId": "integer" }</pre>				
JSON error response	<pre>{ "errorMessages": [{ "code": "integer", "text": "string" }] }</pre>				
Rules	No.	Rule description	Error code	Error message	Attributes
	1.	The date from cannot be later than the date to. Equal can be.	1002	Date from cannot be later than date to.	dateFrom, dateTo
	2.	The date from and date to cannot be later than the current date but can be equal.	1008	Date from and date to cannot be later than the current date.	dateFrom, dateTo

	3.	Date cannot be older than 36 months old.	2012	Date from cannot be older than 36 months old.	dateFrom
	4.	Report can be ordered maximum for 1 accounting month.	2024	The report can only be ordered for 1 accounting month or less.	dateFrom, dateTo

7.1.7.1 JSON Request structure

The table below describes the structure of the JSON request:

No.	Attribute	Type	Obligation	Description
1.	dateFrom	date	required	The beginning date (inclusive) of the reporting period: <ul style="list-style-type: none"> The format: YYYY-MM-DD;
2.	dateTo	date	required	The end date of the reporting period: <ul style="list-style-type: none"> The format: YYYY-MM-DD;
3.	interval	date	required	Consumption interval. Possible meanings: <ul style="list-style-type: none"> HOUR QUARTER

7.1.7.2 JSON Response structure

The table below describes the structure of the JSON response:

No.	Attribute	Type	Obligation	Description
1.	orderId	integer	required	The report ordering primary surrogate key.

7.1.7.3 Error Response Structure

The following table describes the JSON structure in the event of a response error:

No.	Attribute	Type	Obligation	Description
1.	code	integer	required	Error code.
2.	text	string (4000)	required	Error message.

7.1.8 GET /gateway/public-supplier/order/{orderId}/balance-data (will be deployed in 04.16)

URL	GET /gateway/public-supplier/order/{orderId}/balance-data		
Description	The method is used to obtain the report "Balance data"		
Parameters	URL parameters: <ul style="list-style-type: none"> • orderId – order identification number. • first - the index of the object, which must be the first in the return list (starting from 0). Optional. The default value is 0. • count - the number of objects in the return list. Optional. The default value is 10000. If no count value is given, the default value count will be 10000. 		
Header	After decrypting the public supplier authentication key, the public supplier ID is used to select the data.		
JSON request			
Response HTTP code	HTTP status code	Reason	Description
	200	OK	Request is completed successfully.

	400	Bad Request	Request error. The HTTP response body provides a list of errors in JSON format. (<i>Error response of the JSON structure below</i>).
	401	Unauthorized	An attempt was made to connect to a non-public method that requires authentication, but no user credentials were provided.
	403	Forbidden	According to the access control policy, the current user does not have access to perform the requested action.
	404	Not Found	Either there is no API method associated with the request URL path, or the request contains one or more parameters that did not return the data.

JSON response	<pre>{ "timeSeriesData": [{ "intervalDateTime": "dateTime", "valueOfGeneration": "double(10.3)", "valueOfConsumption": "double(10.3)" }] }</pre>		
----------------------	--	--	--

JSON error response	<pre>{ "errorMessages": [{ "code": "integer", "text": "string" }] }</pre>		
----------------------------	---	--	--

Rules	No.	Rule description	Error code	Error message	Attributes
	1.	The order status must be Completed .	2010	Invalid report order status.	orderId

	2.	Report order doesn't exist in the system.	2016	According to the submitted order number: [orderId] , the order does not exist.	orderId
	3.	Invalid method selected for report data or incorrect parameter.	2017	Invalid method selected or parameter specified incorrectly. According to the submitted order number: [orderId] report type is: [orderType] .	orderId, orderType
	4.	No data found based on the search parameters submitted in the POST method.	2018	There is no data for the selected search parameters, the response is empty.	orderId
	5.	Data must be sorted by date ascending	-	-	-

7.1.8.1 JSON Request structure

The table below describes the structure of the JSON request:

No.	Attribute	Type	Obligation	Description

7.1.8.2 JSON Response structure

The table below describes the structure of the JSON response:

No.	Attribute	Type	Obligation	Description
1.	timeSeriesData: []			
1.1	intervalDateTime	dateTime with timeZone	required	Date interval.
1.2	valueOfGeneration	double (10.3)	required	Total generated electricity in MWh.
1.3	valueOfConsumption	double (10.3)	required	Total consumed electricity in MWh.

7.1.8.3 Error Response Structure

The following table describes the JSON structure in the event of a response error:

No.	Attribute	Type	Obligation	Description
1.	code	integer	required	Error code.
2.	text	string (4000)	required	Error message.

7.1.9 POST /gateway/public-supplier/order/balance-by-generation-type (*will be deployed in 04.16*)

URL	POST /gateway/public-supplier/order/ balance-by-generation-type
Description	The method is intended for ordering "Balance by generation type" report.
Parameter	<p>URL parameters:</p> <p>The JSON data is contained in the HTTP request (BODY) (<i>see JSON structure, below</i>).</p>
Header	After decrypting the public supplier authentication key, the public supplier ID is used to select the data.

JSON request	<pre>{ "generationType": "string", "generationCategory": ["string", "string"], "dateFrom": "date", "dateTo": "date", "interval": "string" }</pre>		
HTTP Response code	HTTP status code	Reason	Description
	201	Created	Request is completed successfully.
	400	Bad Request	Request error. The HTTP response body provides a list of errors in JSON format.
	401	Unauthorized	An attempt was made to connect to a non-public method that requires authentication, but no user credentials were provided.
	403	Forbidden	According to the access control policy, the current user does not have access to perform the requested action.
	404	Not Found	Either there is no API method associated with the request URL path, or the request contains one or more parameters that did not return the data.
JSON response	<pre>{ "orderId": "integer" }</pre>		
JSON error response	<pre>{ "errorMessages": [{ "code": "integer", "text": "string" }] }</pre>		

	}				
Rules	No.	Rule description	Error code	Error message	Attributes
	1.	The date from cannot be later than the date to. Equal can be.	1002	Date from cannot be later than date to.	dateFrom, dateTo
	2.	The date from and date to cannot be later than the current date but can be equal.	1008	Date from and date to cannot be later than the current date.	dateFrom, dateTo
	3.	Date cannot be older than 36 months old.	2012	Date from cannot be older than 36 months old.	dateFrom
	4.	Report can be ordered maximum for 1 accounting month.	2024	The report can only be ordered for 1 accounting month or less.	dateFrom, dateTo

7.1.9.1 JSON Request structure

The table below describes the structure of the JSON request:

No.	Attribute	Type	Obligation	Description
1.	generationType	string	required	Generation type. Possible values: <ul style="list-style-type: none"> • A – Waste generation; • B – Biomass generation; • H – Hydroelectric generation; • K – Other generation; • S – Solar generation; • T – TEC generation; • V – Wind generation.
2.	generationCategory	string	not required	Producer's category. Possible values: <ul style="list-style-type: none"> • PRODUCERS – when generation type is one of these: A, B, H, K, S, T, V;

				<ul style="list-style-type: none"> • PROSUMERS - when generation type is one of these: H, S, V; • UNALLOCATED - when generation type is one of these: S, V; • REMOTE-PROSUMERS - when generation type is one of these: S, V.
3.	dateFrom	date	required	The beginning date (inclusive) of the reporting period: <ul style="list-style-type: none"> • The format: YYYY-MM-DD;
4.	dateTo	date	required	The end date of the reporting period: <ul style="list-style-type: none"> • The format: YYYY-MM-DD;
5.	interval	date	required	Consumption interval. Possible meanings: <ul style="list-style-type: none"> • HOUR • QUARTER

7.1.9.2 JSON Response structure

The table below describes the structure of the JSON response:

No.	Attribute	Type	Obligation	Description
1.	orderId	integer	required	The report ordering primary surrogate key.

7.1.9.3 Error Response Structure

The following table describes the JSON structure in the event of a response error:

No.	Attribute	Type	Obligation	Description
1.	code	integer	required	Error code.
2.	text	string (4000)	required	Error message.

7.1.10 GET/gateway/public-supplier/order/{orderId}/balance-by-generation-type (will be deployed in 04.16)

URL	GET /gateway/public-supplier/order/{orderId}/balance-by-generation-type		
Description	The method is used to obtain the report "Balance by generation type"		
Parameters	<p>URL parameters:</p> <ul style="list-style-type: none"> • orderId – order identification number. • first - the index of the object, which must be the first in the return list (starting from 0). Optional. The default value is 0. • count - the number of objects in the return list. Optional. The default value is 10000. If no count value is given, the default value count will be 10000. 		
Header	After decrypting the public supplier authentication key, the public supplier ID is used to select the data.		
JSON request			
Response HTTP code	HTTP status code	Reason	Description
	200	OK	Request is completed successfully.
	400	Bad Request	Request error. The HTTP response body provides a list of errors in JSON format. (<i>Error response of the JSON structure below</i>).
	401	Unauthorized	An attempt was made to connect to a non-public method that requires authentication, but no user credentials were provided.
	403	Forbidden	According to the access control policy, the current user does not have access to perform the requested action.

	404	Not Found	Either there is no API method associated with the request URL path, or the request contains one or more parameters that did not return the data.		
JSON response	<pre>[{ "generationType": "string", "timeSeriesData": [{ "intervalDateTime": "dateTime", "generationCategories": [{ "generationCategory": "string", "valueOfGeneration": "double(10.3)" }] }] }]</pre>				
JSON error response	<pre>{ "errorMessages": [{ "code": "integer", "text": "string" }] }</pre>				
Rules	No.	Rule description	Error code	Error message	Attributes
	1.	The order status must be Completed .	2010	Invalid report order status.	orderId

	2.	Report order doesn't exist in the system.	2016	According to the submitted order number: [orderId] , the order does not exist.	orderId
	3.	Invalid method selected for report data or incorrect parameter.	2017	Invalid method selected or parameter specified incorrectly. According to the submitted order number: [orderId] report type is: [orderType] .	orderId, orderType
	4.	No data found based on the search parameters submitted in the POST method.	2018	There is no data for the selected search parameters, the response is empty.	orderId
	5.	Data must be sorted by date ascending	-	-	-

7.1.10.1 JSON Request structure

The table below describes the structure of the JSON request:

No.	Attribute	Type	Obligation	Description

7.1.10.2 JSON Response structure

The table below describes the structure of the JSON response:

No.	Attribute	Type	Obligation	Description
1.	generationType	string	required	Generation type. Possible values:

				<ul style="list-style-type: none"> • A – Waste generation; • B – Biomass generation; • H – Hydroelectric generation; • K – Other generation; • S – Solar generation; • T – TEC generation; • V – Wind generation.
2.	timeSeriesData: []			
2.1	intervalDateTime	dateTime with timeZone	required	Date interval.
2.2	generationCategories: []			
2.2.1	generationCategory	string	required	<p>Producer's category. Possible values:</p> <ul style="list-style-type: none"> • PRODUCERS – when generation type is one of these: A, B, H, K, S, T, V; • PROSUMERS - when generation type is one of these: H, S, V; • UNALLOCATED - when generation type is one of these: S, V; • REMOTE-PROSUMERS - when generation type is one of these: S, V.
2.2.2	valueOfGeneration	double (10.3)	required	Total generated electricity in MWh.

7.1.10.3 Error Response Structure

The following table describes the JSON structure in the event of a response error:

No.	Attribute	Type	Obligation	Description
1.	code	integer	required	Error code.

No.	Attribute	Type	Obligation	Description
2.	text	string (4000)	required	Error message.